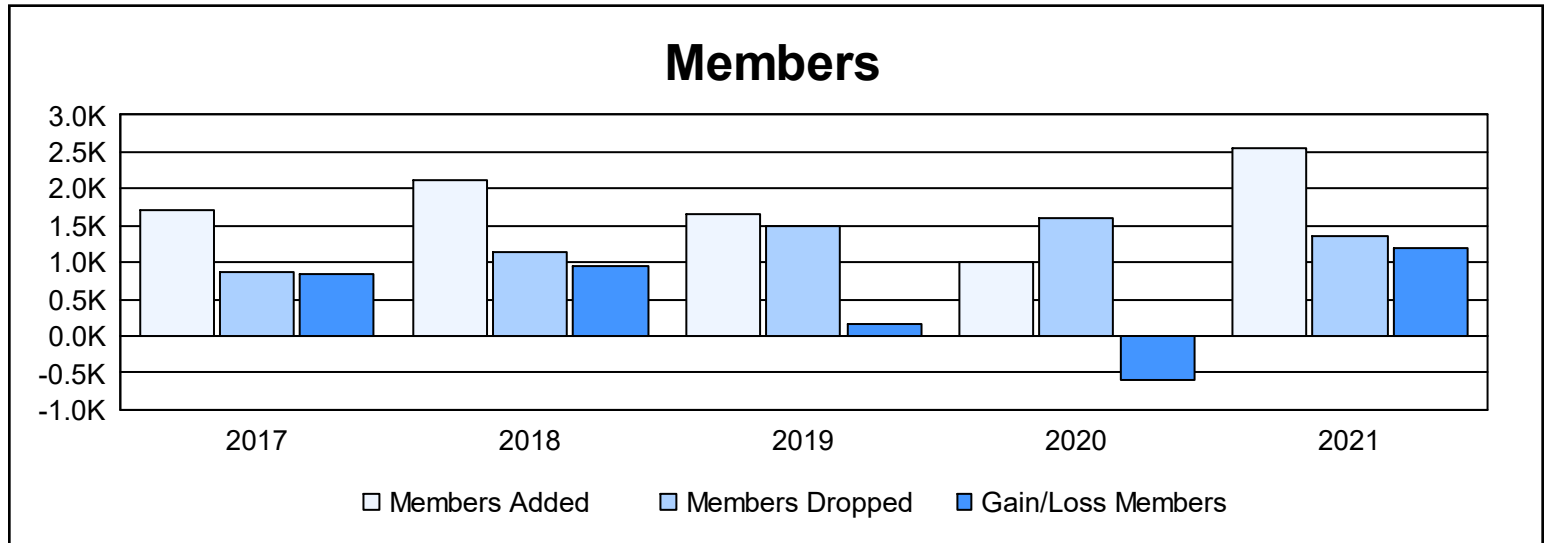
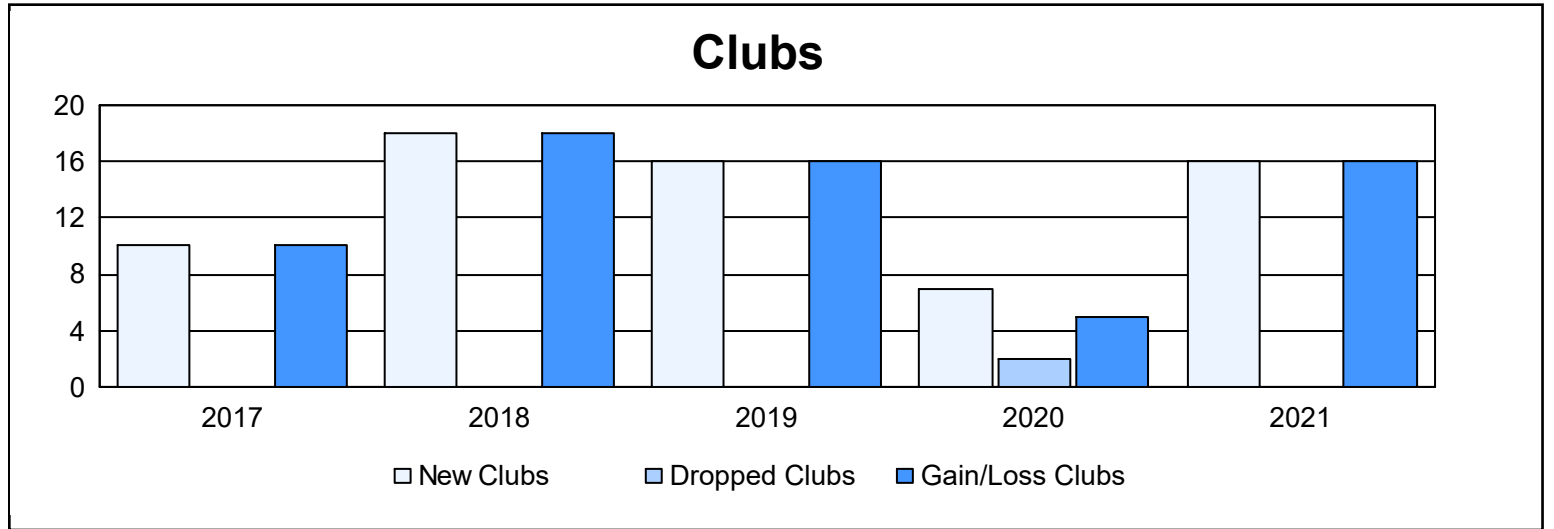
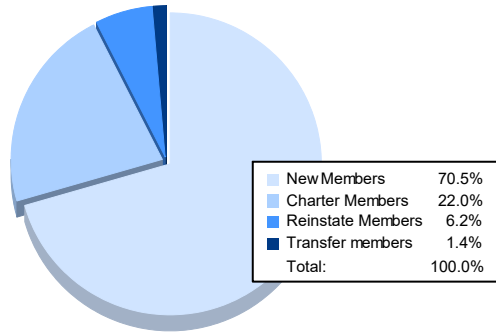


Year	New Clubs	Dropped Clubs	Gain/ Loss Clubs	New Members	Charter Members	Reinstate Members	Transfer Members	Total Member Added	Total Members Dropped	Gain/ Loss Members
2016-2017	10	0	10	1,224	431	40	16	1,711	878	833
2017-2018	18	0	18	1,567	493	29	22	2,111	1,153	958
2018-2019	16	0	16	836	651	157	9	1,653	1,495	158
2019-2020	7	2	5	523	265	198	19	1,005	1,599	-594
2020-2021	16	0	16	1,804	562	158	36	2,560	1,358	1,202
Average	13	0	13	1,191	480	116	20	1,808	1,297	511



Membership Composition June 2021 Cumulative



Gender Composition June 2021 Cumulative

